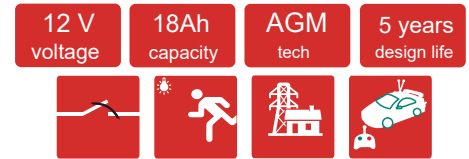


KBL12180 12V 18Ah



Kaise Battery series are Top terminal VRLA AGM battery for General use. With advanced manufacturing technique and industry scale, KBL series delivers high energy density and high reliability performance, highly suited for UPS systems, security and alarm systems, telecommunication, utilities, emergency light systems, CATV and other backup applications.



Technical Specifications

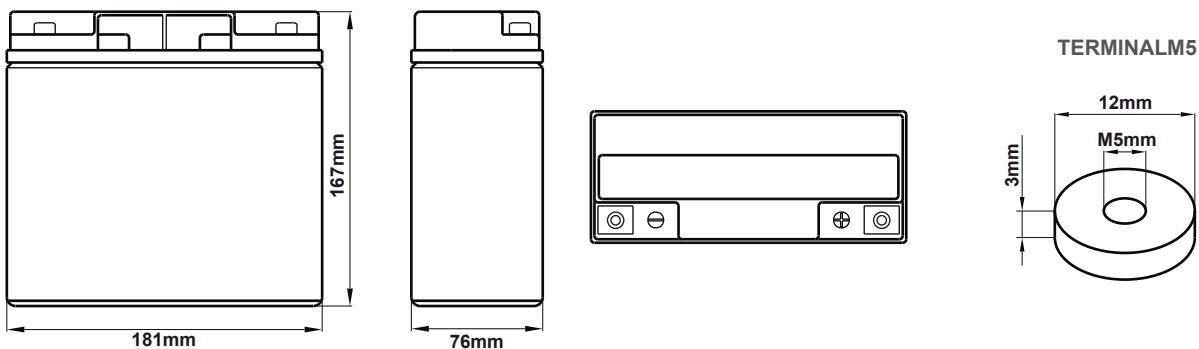
Nominal Voltage (V)	12 (6 cells per unit)
Designed Floating Life (25°C)	5 Years
Nominal Capacity (25°C)	18 Ah @ 20HR-rate (to 1.75Vpc)
Dimension (mm)	L181 x W76 x H167
Approx. Weight	5.2 kg (11.5 lbs)
Terminal Type	Female Copper Insert M5 (torque: 4~6N.m)
Internal Resistance	Approx. 0.013 Ohm (fully charged @ 25°C)
Max. Charge Current	5.4A
Max. Discharge Current (5S)	300A
Short Circuit Current	800A
Self Discharge	Approx. 2.5% per month @ 20°C
Ambient Temperature	Discharge: -20~55°C Charge: -20~50°C Storage: -20~45°C
Float Charge Voltage	13.6V @25°C (-3mV/cell/ C)
Equalize and cycle Use Charge Voltage	14.4V @25°C
Container Material	ABS (UL94-V0 optional)



Complied standards

- IEC 60896-21/22
- GB/T19638
- JIS C8704
- BS6290 part 4

Battery Dimensions



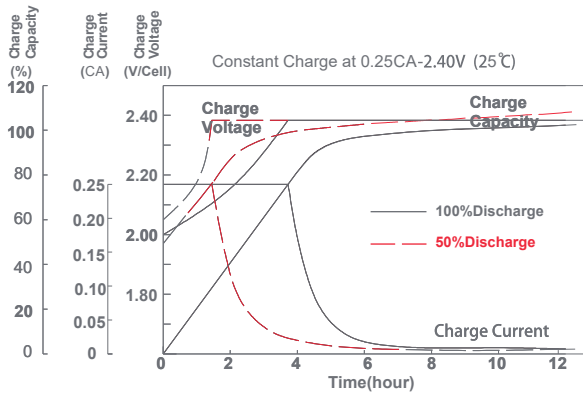
Constant Current Discharge Characteristics: Amps (25°C)

F.V/Time	5min	10min	15min	30min	1h	3h	4h	5h	10h	20h
1.60V	72.1	44.7	34.1	20.3	11.8	5.01	3.92	3.24	1.79	0.95
1.67V	67.0	43.2	33.0	19.8	11.7	4.96	3.86	3.20	1.76	0.94
1.70V	62.2	41.3	32.1	19.5	11.5	4.92	3.82	3.16	1.74	0.92
1.75V	56.7	39.5	31.3	19.0	11.3	4.87	3.78	3.11	1.72	0.90
1.80V	50.8	37.3	30.6	18.7	11.1	4.79	3.73	3.08	1.70	0.88
1.85V	44.9	35.2	29.8	18.3	10.9	4.73	3.69	3.05	1.68	0.86

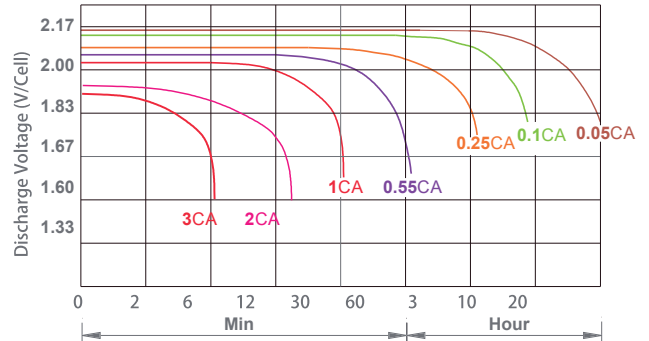
Constant Power Discharge Characteristics: W/Cell (25°C)

F.V/Time	5min	10min	15min	30min	1h	3h	4h	5h	10h	20h
1.60V	127	80.4	62.3	37.5	22.1	9.46	7.43	6.16	3.45	1.85
1.67V	120	78.4	60.6	36.9	21.9	9.42	7.37	6.13	3.42	1.83
1.70V	112	75.9	59.6	36.5	21.8	9.41	7.34	6.10	3.41	1.81
1.75V	104	73.3	58.7	36.0	21.5	9.39	7.32	6.06	3.39	1.79
1.80V	94.1	70.1	57.8	35.6	21.3	9.33	7.29	6.04	3.38	1.76
1.85V	84.6	66.9	57.0	35.3	21.2	9.30	7.27	6.03	3.36	1.72

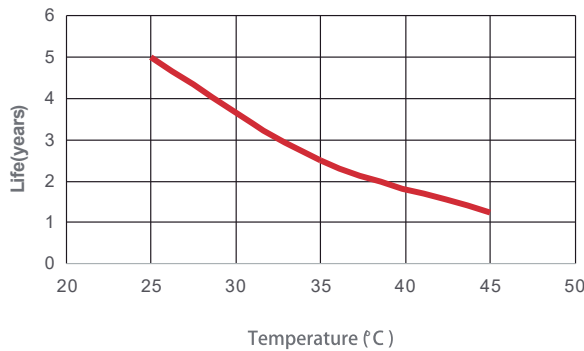
Charge Characteristic



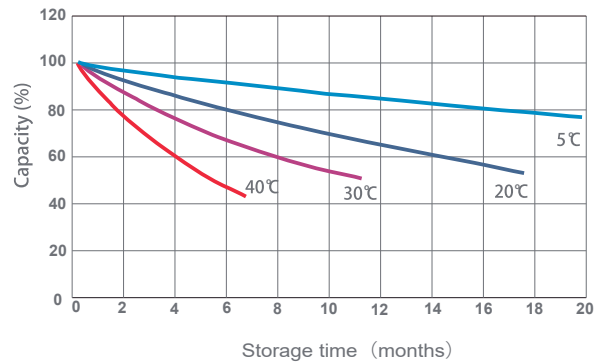
Discharge Characteristic (25°C)



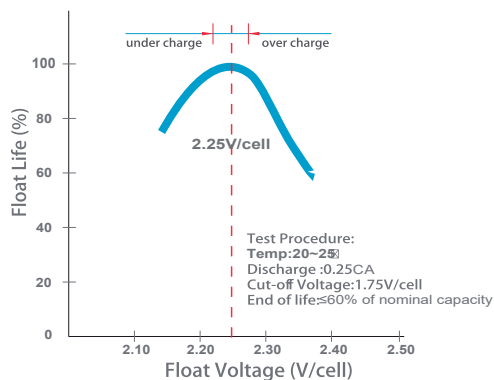
Temperature vs Float Life



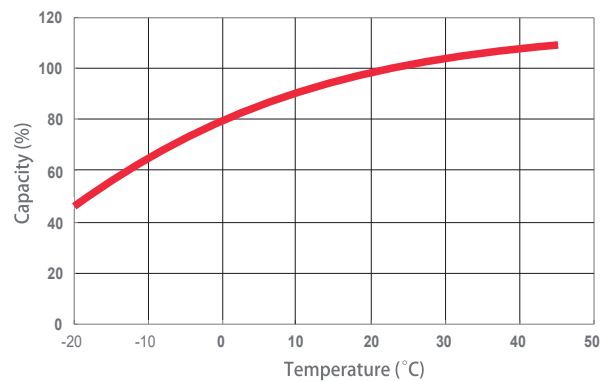
Self discharge characteristics



Float voltage vs Float life



Capacity vs Temperature



Final voltage settings recommended according to the discharge current

Discharge Current I (A)	$I \leq 0.08C$	$0.08C \leq I < 0.2C$	$0.2C \leq I < 0.6C$	$0.6C \leq I < 1.0C$	$I \geq 1.0C$
Final of Voltage	$\geq 1.85V_{pc}$	$\geq 1.80V_{pc}$	$\geq 1.75V_{pc}$	$\geq 1.70V_{pc}$	$\geq 1.60V_{pc}$