


KBL122000 12V 200Ah



Kaise Battery series are Top terminal VRLA AGM battery for General use. With advanced manufacturing technique and industry scale, KBL series delivers high energy density and high reliability performance, highly suited for UPS systems, security and alarm systems, telecommunication, utilities, emergency light systems, CATV and other backup applications.



Technical Specifications

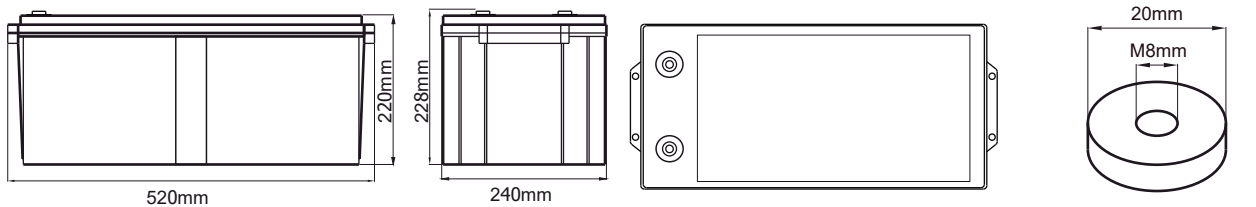
Nominal Voltage (V)	12 (6 cells per unit)
Designed Floating Life (25°C)	10 Years
Nominal Capacity (25°C)	200 Ah @ 10HR-rate (to 1.80Vpc)
Dimension (mm)	L520 x W240 x H220 x TH228
Approx. Weight	57 kg (125.6 lbs)
Terminal Type	Female Copper Insert M8 (torque: 10-12N.m)
Internal Resistance	Approx. 0.003 Ohm (fully charged @ 20°C)
Max. Charge Current	50A
Max. Discharge Current (5S)	1500A
Short Circuit Current	4000A
Self Discharge	Approx. 3% per month @ 25 °C
Ambient Temperature	Discharge: -20~55°C Charge: -20~50°C Storage: -20~45°C
Float Charge Voltage	13.6V/block @25°C (-3mV/cell/ C)
Equalize and cycle Use Charge Voltage	14.4 V/block @25°C
Container Material	ABS (UL94-V0 optional)



Complied standards

- IEC 60896-21/22
- GB/T19638
- JIS C8704
- BS6290 part 4

Battery Dimensions



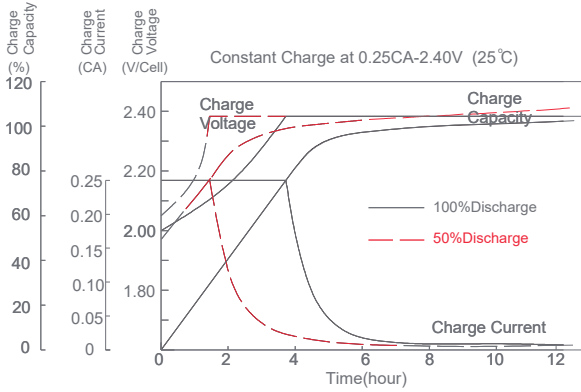
Constant Current Discharge Characteristics: Amps (25°C)

F.V / Time	5min	10min	15min	30min	1h	3h	4h	5h	10h	20h
1.60 V	515	392	333	212	129	55.6	44.3	36.8	20.8	11.0
1.67 V	459	361	315	203	125	54.9	43.7	36.4	20.7	10.8
1.70 V	410	328	297	195	122	54.2	43.2	36.1	20.5	10.7
1.75 V	356	305	275	188	120	53.4	42.7	35.7	20.2	10.5
1.80 V	315	277	257	180	116	52.3	41.7	34.8	20.0	10.3
1.85 V	270	249	234	170	110	50.7	40.6	33.9	19.3	10.1

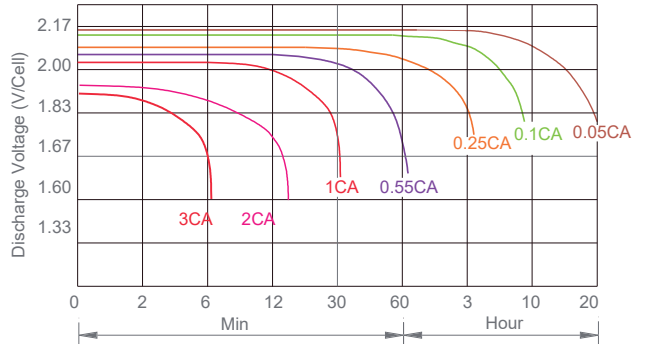
Constant Power Discharge Characteristics: W/Cell (25°C)

F.V / Time	5min	10min	15min	30min	1h	3h	4h	5h	10h	20h
1.60 V	905	704	596	392	239	94.4	75.6	63.2	36.2	19.5
1.67 V	818	656	565	376	234	93.9	75.0	62.8	35.9	19.2
1.70 V	739	602	540	365	230	93.4	74.8	62.7	35.7	18.9
1.75 V	651	565	506	355	228	92.7	74.6	62.4	35.5	18.7
1.80 V	583	519	476	343	223	91.7	73.5	61.4	35.1	18.5
1.85 V	508	473	439	326	215	89.5	72.0	60.5	34.3	18.1

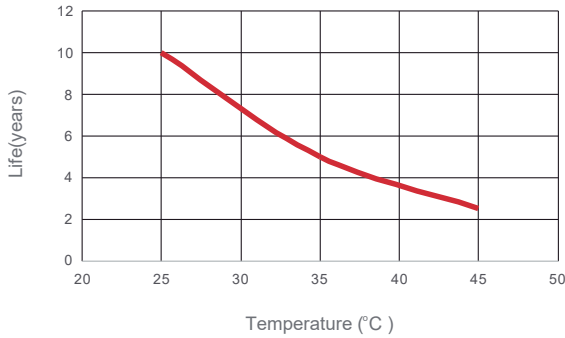
Charge Characteristic



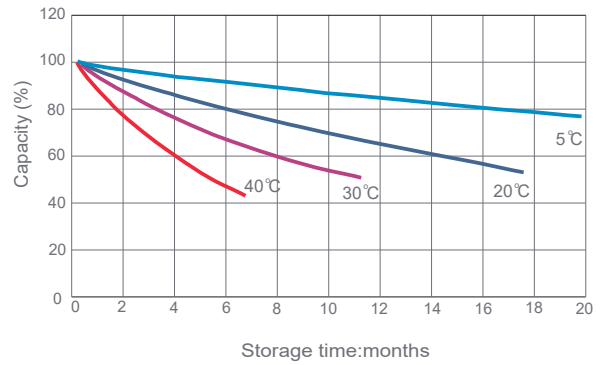
Discharge Characteristic (25°C)



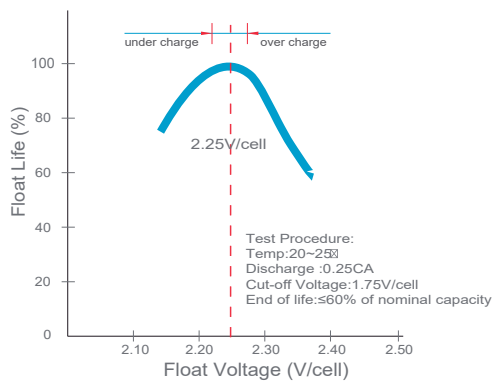
Temperature vs Float Life



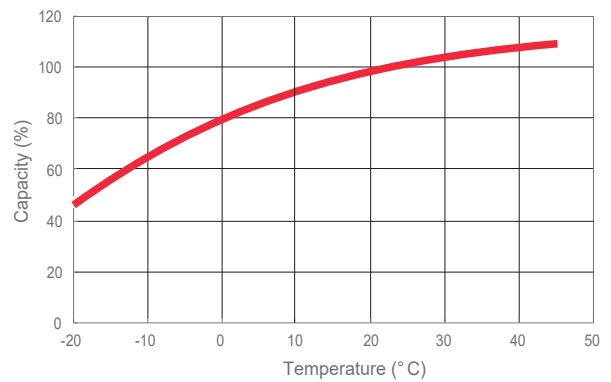
Self discharge characteristics



Float voltage vs Float Life



Capacity vs Temperature



Final voltage settings recommended according to the discharge current

Discharge Current I (A)	$I \leq 0.08C$	$0.08C \leq I < 0.2C$	$0.2C \leq I < 0.6C$	$0.6C \leq I < 1.0C$	$I \geq 1.0C$
Final of Voltage	$\geq 1.85V_{pc}$	$\geq 1.80V_{pc}$	$\geq 1.75V_{pc}$	$\geq 1.70V_{pc}$	$\geq 1.60V_{pc}$