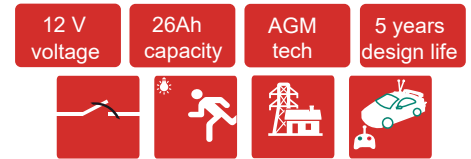


# KBL12260 12V 26Ah



Kaise Battery series are Top terminal VRLA AGM battery for General use. With advanced manufacturing technique and industry scale, KBL series delivers high energy density and high reliability performance, highly suited for UPS systems, security and alarm systems, telecommunication, utilities, emergency light systems, CATV and other backup applications.



## Technical Specifications

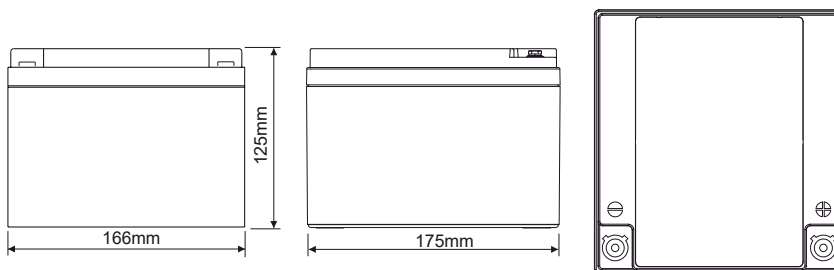
Nominal Voltage (V)	12 (6 cells per unit)
Designed Floating Life (25°C)	5 Years
Nominal Capacity (25°C)	26 Ah @ 20HR-rate (to 1.75Vpc)
Dimension (mm)	L175 x W166 x H125
Approx. Weight	7.8 Kg (17.2 lbs)
Terminal Type	Female Copper Insert M5 (torque: 4~6N.m)
Internal Resistance	Approx. 0.010 Ohm (fully charged @ 25°C)
Max. Charge Current	7.2A
Max. Discharge Current (5S)	310A
Short Circuit Current	1000A
Self Discharge	Approx. 2.5% per month @ 20°C
Ambient Temperature	Discharge: -20~55°C Charge: -20~50°C Storage: -20~45°C
Float Charge Voltage	13.6V @25°C (-3mV/cell/ C)
Equalize and cycle Use Charge Voltage	14.4V @25°C
Container Material	ABS (UL94-V0 optional)



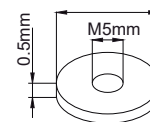
## Complied standards

- IEC 60896-21/22
- GB/T19638
- JIS C8704
- BS6290 part 4

## Battery Dimensions



Terminal



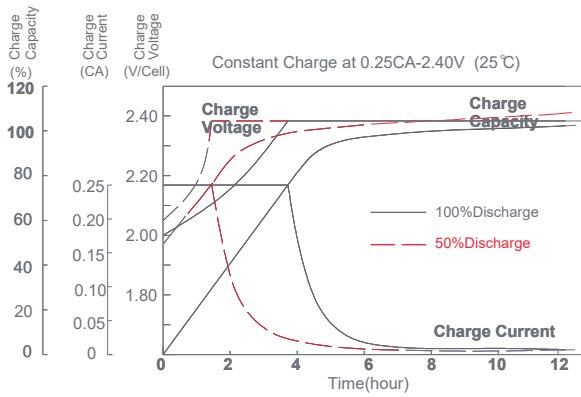
## Constant Current Discharge Characteristics: Amps (25°C)

F.V/Time	5min	10min	15min	30min	1h	3h	4h	5h	10h	20h
1.60V	72.9	53.8	44.4	27.3	16.4	6.86	5.49	4.57	2.58	1.39
1.67V	65.0	49.6	41.9	26.1	16.0	6.80	5.42	4.51	2.55	1.35
1.70V	58.1	45.0	39.5	25.1	15.6	6.74	5.36	4.48	2.51	1.32
1.75V	50.5	41.9	36.7	24.3	15.3	6.62	5.30	4.42	2.48	1.30
1.80V	44.6	38.0	34.3	23.2	14.8	6.50	5.18	4.31	2.43	1.28
1.85V	38.2	34.3	31.2	21.9	14.2	6.26	5.03	4.21	2.37	1.25

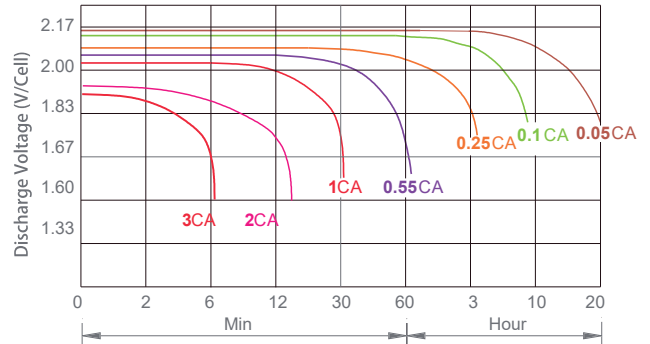
## Constant Power Discharge Characteristics: W/Cell (25°C)

F.V/Time	5min	10min	15min	30min	1h	3h	4h	5h	10h	20h
1.60V	128	96.6	80.8	50.5	30.6	13.0	10.4	8.69	4.98	2.69
1.67V	116	89.9	77.1	48.6	30.0	12.9	10.3	8.69	4.94	2.65
1.70V	105	82.6	73.5	47.1	29.5	12.9	10.3	8.63	4.91	2.61
1.75V	92.3	77.8	68.6	45.9	29.1	12.8	10.3	8.63	4.88	2.58
1.80V	82.6	71.7	65.0	44.3	28.4	12.6	10.1	8.44	4.83	2.55
1.85V	71.7	65.0	59.6	42.2	27.5	12.3	9.90	8.32	4.73	2.50

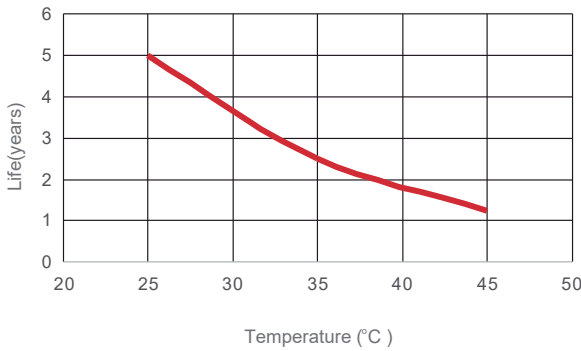
## Charge Characteristic



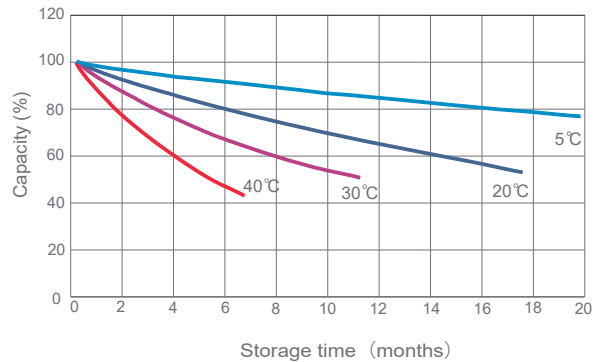
## Discharge Characteristic (25°C)



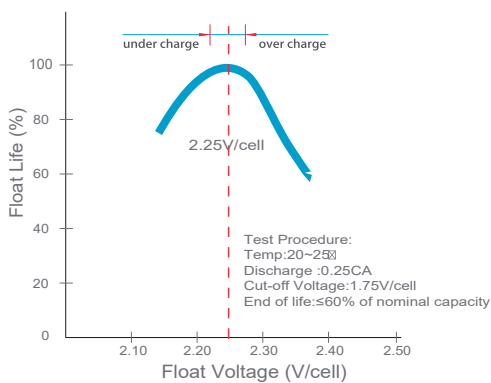
## Temperature vs Float Life



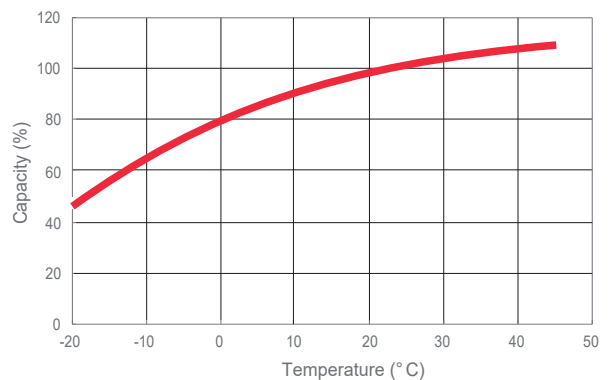
## Self discharge characteristics



## Float voltage vs Float life



## Capacity vs Temperature



## Final voltage settings recommended according to the discharge current

Discharge Current I (A)	$I \leq 0.08C$	$0.08C \leq I < 0.2C$	$0.2C \leq I < 0.6C$	$0.6C \leq I < 1.0C$	$I \geq 1.0C$
Final of Voltage	$\geq 1.85V_{pc}$	$\geq 1.80V_{pc}$	$\geq 1.75V_{pc}$	$\geq 1.70V_{pc}$	$\geq 1.60V_{pc}$